


Anodized aluminum

White

Black



**SPECIFICATION**

**Model REF:** WIND-AL600+opal cover

**AC Input:** 100-120V / 60Hz

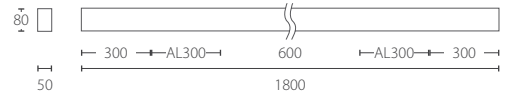
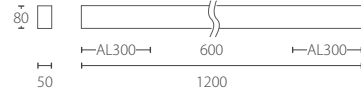
**Light Source:** CREE

**Size:** 1200 x 50 x H80mm / 1800 x 50 x H80mm

**UGR:** <19

**Warranty:** 3 Years

**DIMENSIONS (mm)**



Order code	Power	System Power	LED output	Module output	CCT	Beam
WIND-AL600-30W-830-15	26W	30W	3000 lm	2200 lm	2700K 3000K	15°
WIND-AL600-30W-840-15	26W	30W	3200 lm	2400 lm		
WIND-AL600-30W-830-30	26W	30W	3000 lm	2200 lm	4000K	30°
WIND-AL600-30W-840-30	26W	30W	3200 lm	2400 lm		

**INSTALLATION TYPE**

Pendant / Surface / Recessed

