





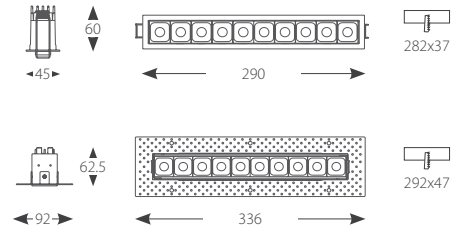
White Matt Gold Black



**SPECIFICATION**

**Model REF:** GF10 / GFT10  
**AC Input:** 100-277V / 60Hz  
**Light Source:** OSRAM  
**Cut-out:** 282x37mm/292x47mm  
**Size:** 290 x 45 x H60mm / 336 x 92 x H62.5mm  
**UGR:** <19  
**Warranty:** 3 Years

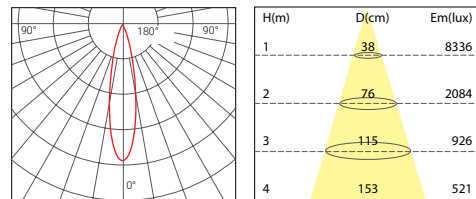
**DIMENSIONS (mm)**



Order code	Power	System Power	LED output	Module output	LED Voltage	CCT	Beam	
GF10-22W-930-24	22W	24W	2100 lm	1600 lm	700mA 30 V	2700K	24°	
GF10-22W-940-24	22W	24W	2200 lm	1700 lm				
GF10-22W-930-40	22W	24W	2100 lm	1600 lm			3000K	40°
GF10-22W-940-40	22W	24W	2200 lm	1700 lm				
GFT10-22W-930-24	22W	24W	2100 lm	1600 lm		4000K	24°	
GFT10-22W-940-24	22W	24W	2200 lm	1700 lm				
GFT10-22W-930-40	22W	24W	2100 lm	1600 lm			40°	
GFT10-22W-940-40	22W	24W	2200 lm	1700 lm				

**PHOTOMETRIC**

22W 24° 3000K



22W 40° 3000K

